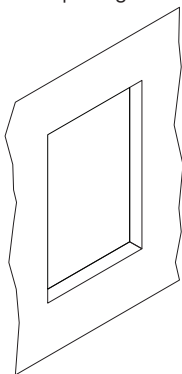
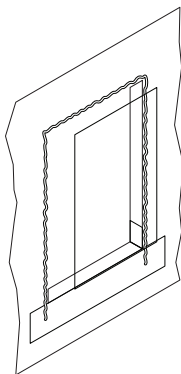


APA BUILD A BETTER HOME WALL DETAIL:
FLASHING WINDOW WHEN USING BUILDING PAPER

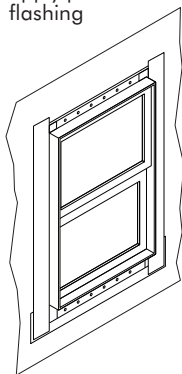
- 1** Create window opening



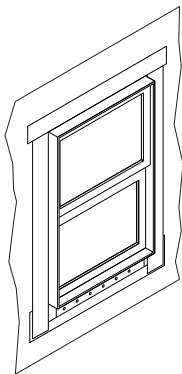
- 2** Apply sill flashing and sealant



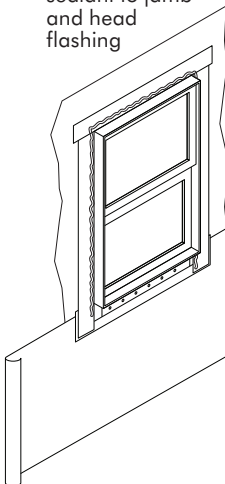
- 3** Install window and apply jamb flashing



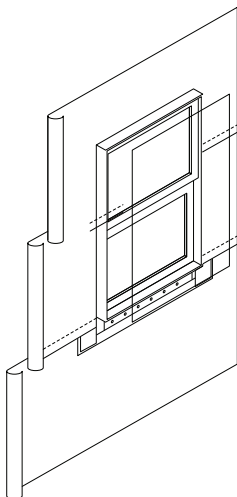
- 4** Apply head flashing



- 5** Slide first course of building paper under sill flashing. Apply sealant to jamb and head flashing



- 6** Install subsequent courses of building paper



Note: In the case of single-wall construction consisting of siding applied direct to studs or over nonstructural sheathing, it may be necessary to attach the windows to the outside of the building. In such instances, refer to the manufacturer's recommended installation procedures.